



Cook Inlet EEZ Salmon Fishery Inseason Management Report

**NOAA
FISHERIES**

Alaska Region

December 2024

Catch data updated November 20, 2024

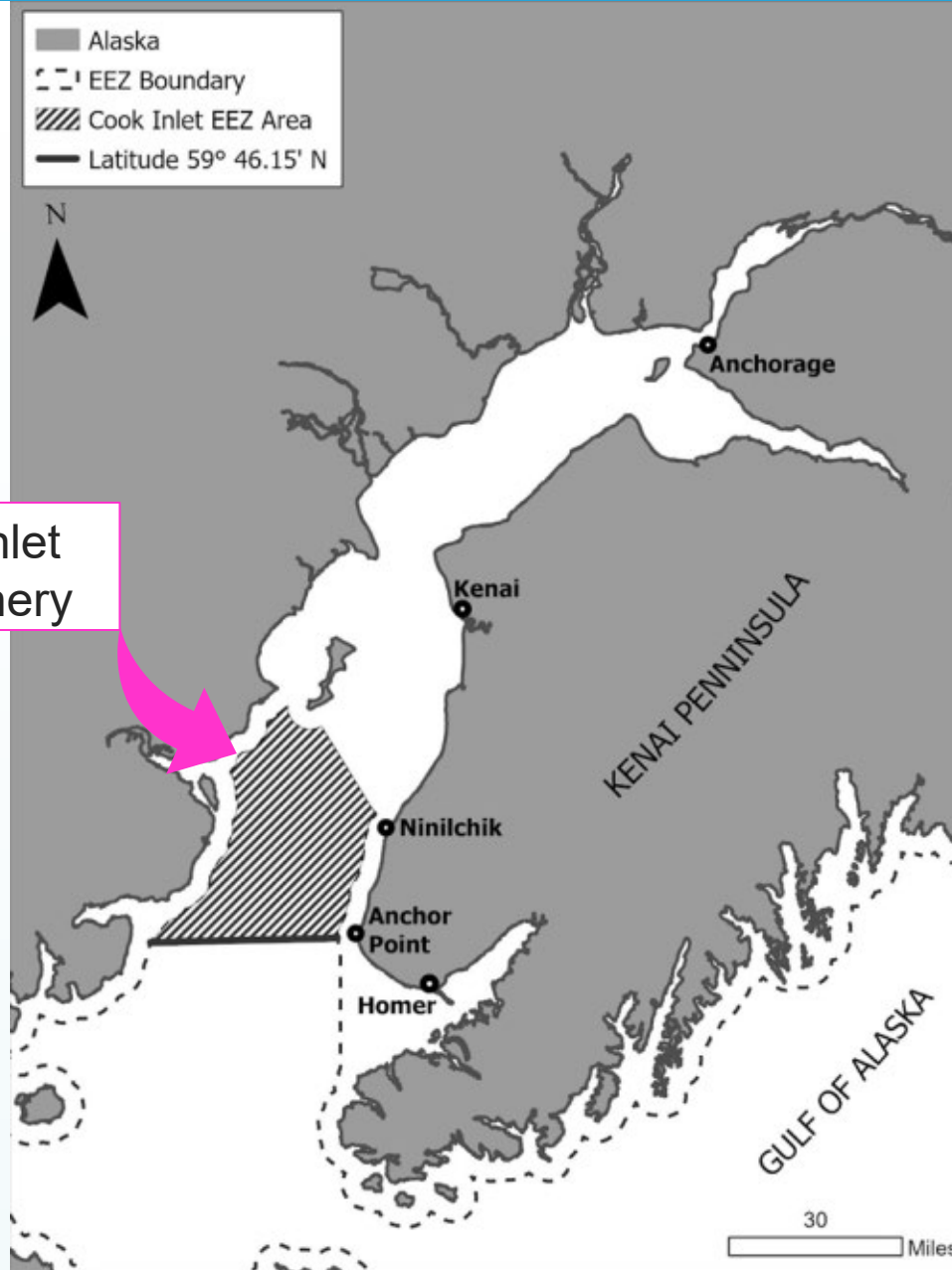
Catch and landings data:

<https://www.fisheries.noaa.gov/alaska/commercial-fishing/fisheries-catch-and-landings-reports-alaska>

Federal Salmon Management in the Cook Inlet EEZ General Information:

<https://www.fisheries.noaa.gov/alaska/commercial-fishing/salmon-management-federal-waters-cook-inlet-cook-inlet-eez>

The Federal Cook Inlet EEZ Area



Federal Cook Inlet
EEZ salmon fishery



Management of Cook Inlet EEZ Commercial Fishing

- Fishing season begins on or after the third Monday in June or June 19, whichever is later
- Next opening on Thursday, **June 20, 2025**
- Fishing periods
 - **Opening day until July 15** - Mondays & Thursdays, 7am to 7pm
 - **July 16 to July 31** - Thursdays, 7am to 7pm
 - **August 1 to August 15**, Mondays & Thursdays, 7am to 7 pm



Management of Cook Inlet EEZ Commercial Fishing

- NMFS monitors the commercial fishery daily with weekly meetings between NMFS staff and the Office of Law Enforcement
- All NMFS actions are published in the *Federal Register*, requiring 1 – 4 days (no “emergency order” authority)
- NMFS will close the fishery when
 - A total allowable catch (TAC) amount is reached
 - Data indicates continued fishing may lead to overfishing (e.g. run failure)
 - By regulation on August 15 (as in 2024)



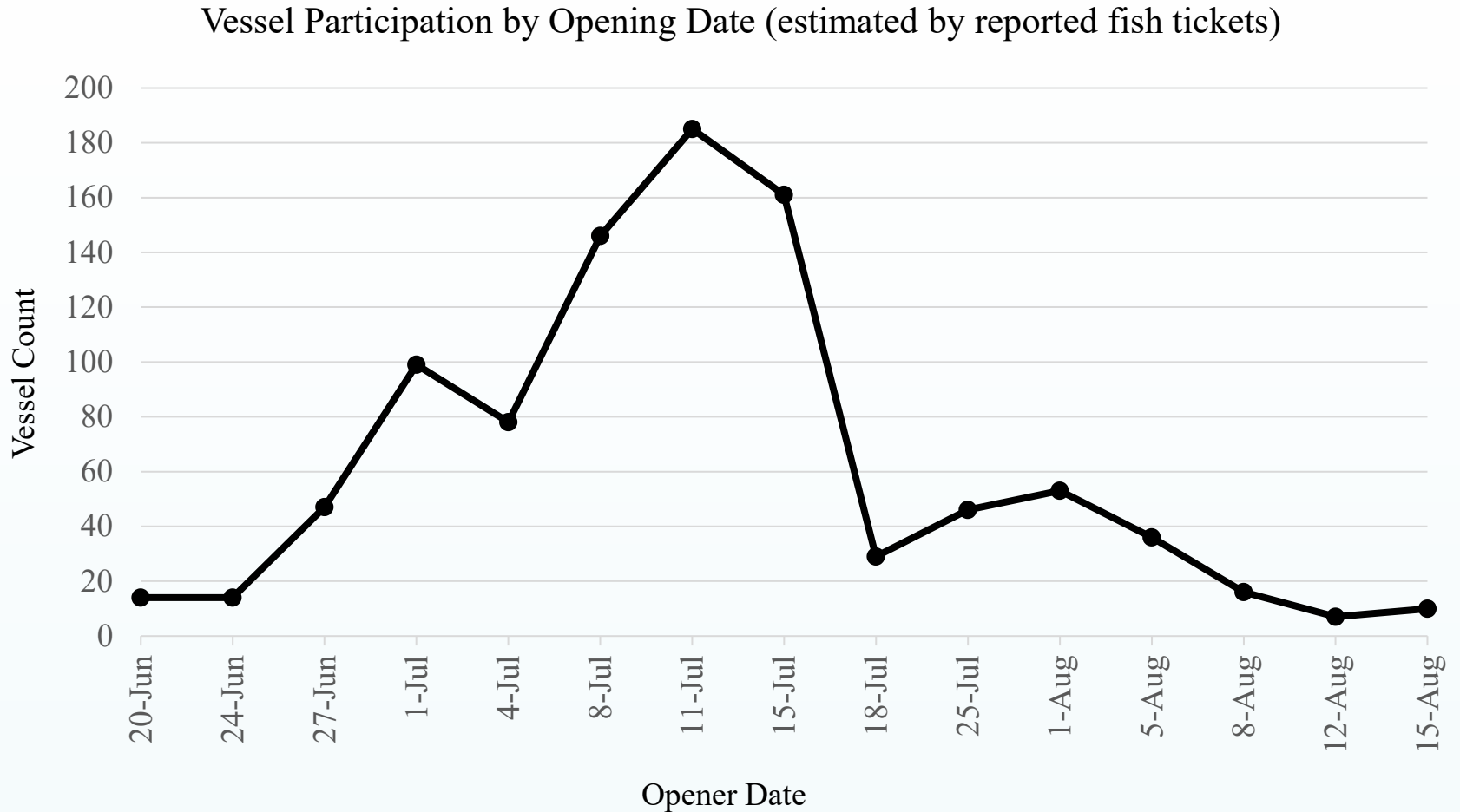
Cook Inlet EEZ 2024 Season Summary

- Regulatory opening on June 20, 2024
- Regulatory closure on August 15, 2024
- 206 vessels participated generating ~965 fish tickets
- TACs were not exceeded

	TAC	2024 Catch	% of TAC
Sockeye	492,100	324,837	66%
Chum	99,400	28,805	29%
Pink	121,700	6,250	5%
Coho	25,000	4,439	18%
Chinook	240	31	13%



Cook Inlet EEZ Participation 2024



Cook Inlet EEZ 2024 Season Summary

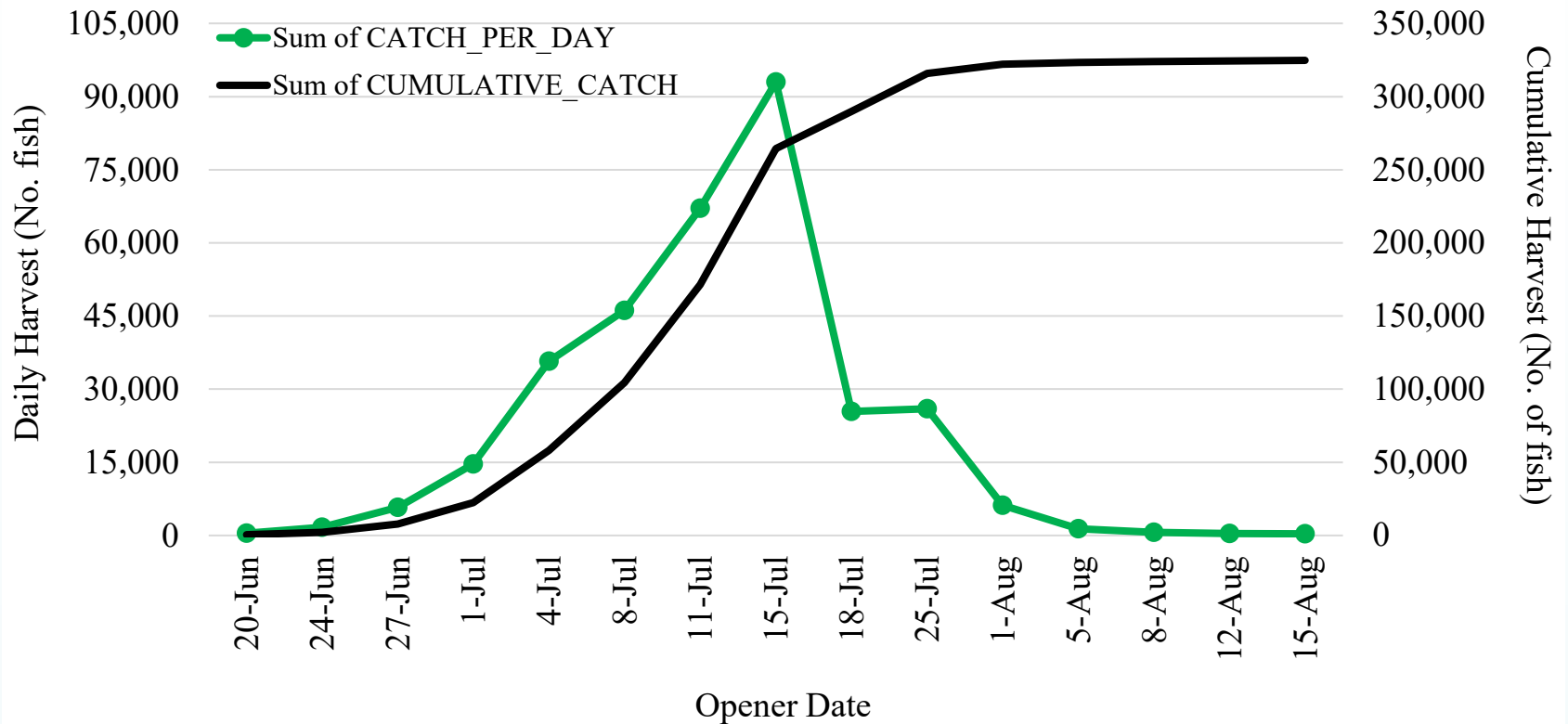
- Percentages of the overall commercial harvests of UCI salmon that occurred in the EEZ during 2024

	2024 EEZ (Federal) Catch	2024 Total UCI Commercial Catch (*State + Federal)	% EEZ (of Total Commercial Catch in UCI)
Sockeye	324,837	1,649,321	20%
Chum	28,805	68,688	42%
Pink	6,250	37,446	17%
Coho	4,439	12,046	37%
Chinook	31	80	39%


*State data accessed 11/29/2024: https://www.adfg.alaska.gov/index.cfm?adfg=commercialbyareauci.salmon_harvest



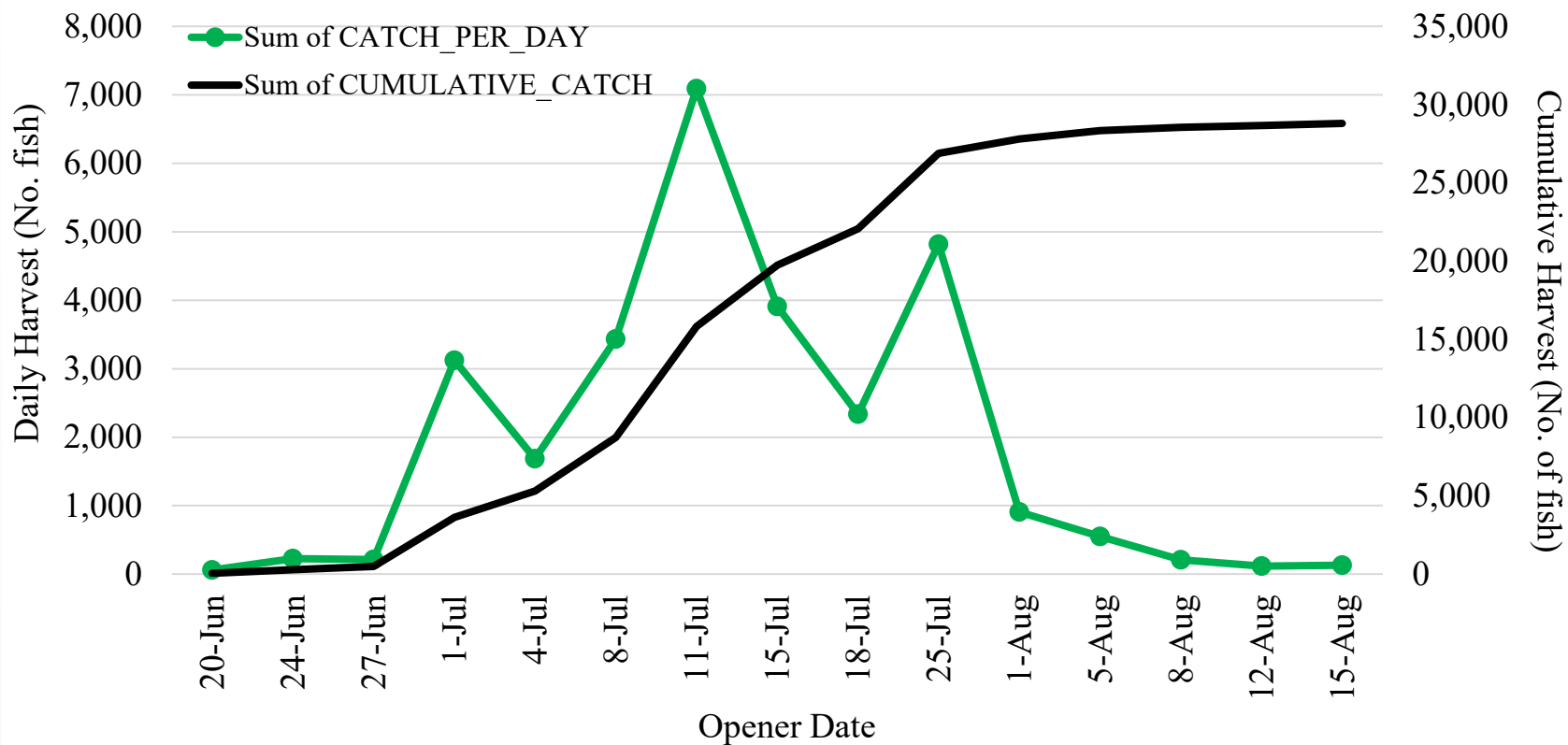
Cook Inlet EEZ *Sockeye Harvest



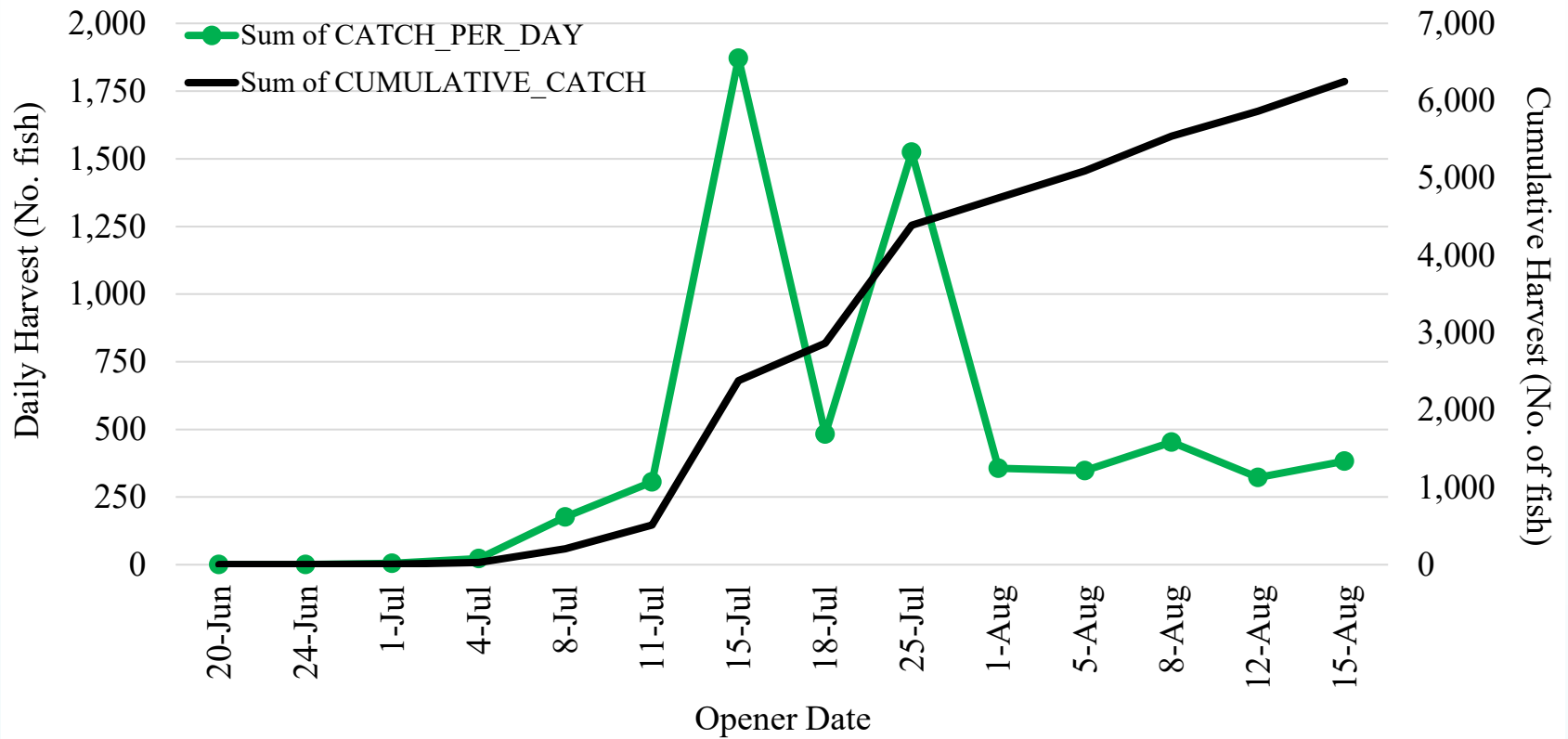
*Sockeye includes all Kenai Late-run, Kasilof, and Aggregate Other stocks



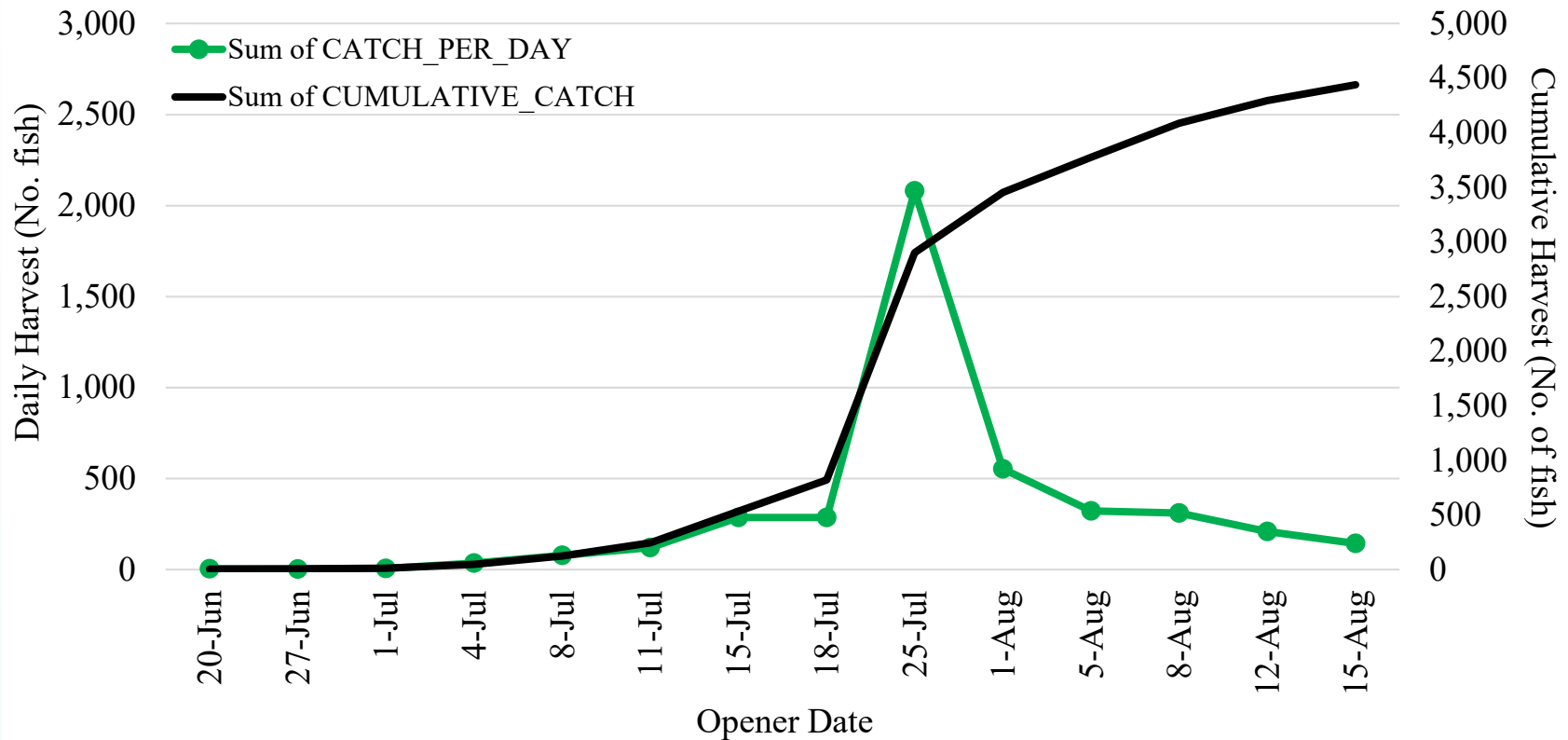
Cook Inlet EEZ Aggregate Chum Harvest



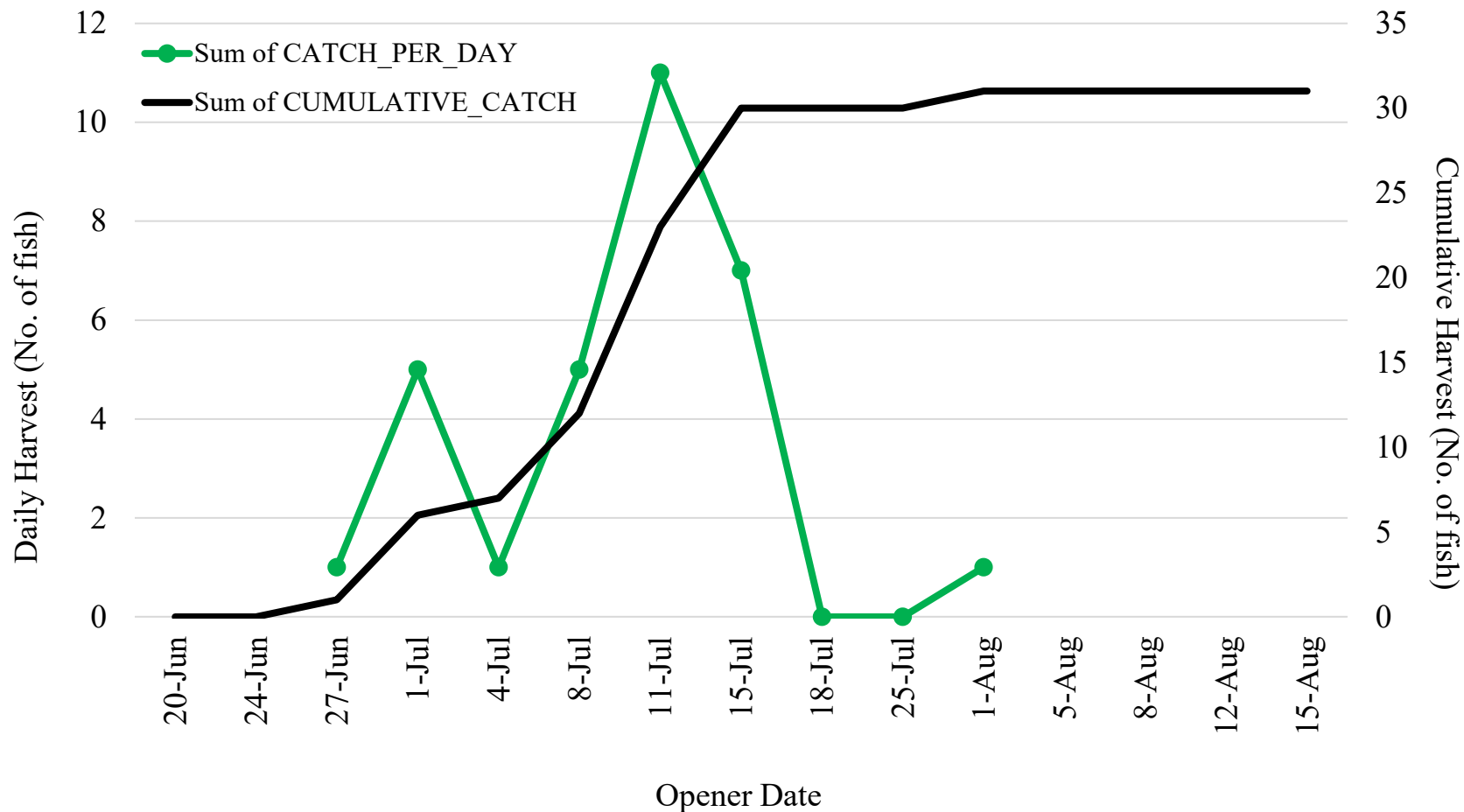
Cook Inlet EEZ Aggregate Pink Summary



Cook Inlet EEZ Aggregate Coho Summary



Cook Inlet EEZ Aggregate Chinook Summary



Acknowledgements

Fishing Vessels and Processors that participated in the Federal fishery

Permits Staff

- Restricted Access Management

Sustainable Fisheries (ARA)

- Gretchen Harrington

Inseason Staff

- Mary Furuness
- Adam Zaleski
- Krista Milani (Dutch Harbor)
- Steve Whitney
- Abby Jahn

Fisheries Policy Staff

- Richard Brenner
- Doug Duncan

Catch Analysis Staff

- Cathy Tide

Monitoring Staff

- Josh Keaton
- Amy Hadfield

Operations Staff

- Amanda Oliver

Enforcement

- NOAA Office of Law Enforcement (Alex Perry)
- State Troopers
- US Coast Guard

Elandings Team

- ADF&G and NMFS



Contacts

Adam Zaleski: adam.zaleski@noaa.gov

Amy Hadfield: amy.hadfield@noaa.gov

Aaron Lambert: aaron.lambert@noaa.gov

Rich Brenner: richard.brenner@noaa.gov

Doug Duncan: doug.duncan@noaa.gov

Alex Perry: alex.perry@noaa.gov

